


Dashboard / First Time Right: Search

Easy Access: All FTR apps are brought together in a group. The user can make the appropriate configurations and test them directly under "single check".



- Single Check
- Mass Check
- Lookup Configuration
- Curation Configuration
- Validation Configuration

Business Partner




Name

Country

Street

City Post code

Region PO Box

Identifier Type 

[+ Add identifier](#)

[▶ Lookup](#) [▶ Validate](#)

[▶ Curate Address \(Ship-to\)](#) [▶ Screen Business Partner](#)

[▶ Curate Business Partner \(Sold-to\)](#)

Response result

Fill form

Fill form on the left and click submit button

If the User is doing a few requests, all fields can be reset with one click!



Single Check

Mass Check

Lookup Configuration

Curation Configuration

Validation Configuration

1. Select your Data

Data Mirror Storages

[▶ Start Overlap Check](#)

Data source	Data Source Id	Mapping name	Mapping Id	Last update	Import status
<input checked="" type="checkbox"/> Kohiba	61236a2781bf2...	BASF Mapping (...)	60aca07b9d7d3...	Aug 24th 2022, ...	Not started

Data Mirror first. Here the user is always seeing what is in my "configuration" for starting the job.

2. Select your Service

Capability	Status
<input checked="" type="radio"/> Lookup	1 Job running
<input type="radio"/> Address Curation	Last job run: 2022-08-23
<input type="radio"/> Business Partner Curation	Last job run: 2022-08-23
<input type="radio"/> Validation	Last job run: 2022-08-23

the user can see what is possible and what the status of the service is. by selecting the service, the available jobs are displayed, which the user can download either via JSON or as usual in the corresponding excel format.

Lookup Jobs

Batch Lookup Jobs Showing batch lookup jobs for 'ecb27bba494937eeb992033d0de98b98' storage [Export Job in JSON](#)

Job Id	Created at	Expires at	Finished at	Job status
<input checked="" type="radio"/> ed837144-de5c-4dd2-afc7-2d...	Jul 20th 2022, 1...	Jan 19th 2023, 9...	Jul 20th 2022, 1...	Finished
<input type="radio"/> 3b43cf91-0740-484a-937e-4c97a2d...	Jul 20th 2022, 11:2...	Jan 19th 2023, 9:25...	Jul 20th 2022, 11:2...	Finished 5 files Show results
<input type="radio"/> 08963e28-c7db-43ff-a032-ce...	Jul 5th 2022, 10:...	Jan 4th 2023, 8:...	Jul 5th 2022, 10:...	Finished

according to the screen resolution, the elements can be displayed side by side or one below the other.

Our focus should be the "JOB-Content" instead of the "Report". If the User is selecting the "Job", he can see the derived Reports like an accordion directly at the Job. The User should understand that a report always consists of the data from the JOB.

3. Start your Mass Check

Countries

By default (when you leave this countries field empty) curation job will run automatically for ALL countries

Business Partner Lookup Configuration

Choose a configuration that will be used during lookup job. You can specify configuration in the app:

[Business Partner Lookup Configurator](#)

[▶ Start Overlap Check](#)

The final step is to trigger the job and select a configuration.



Single Check Mass Check **Lookup Configuration** Curation Configuration Validation Configuration

Business Partner Lookup Configurator [Wiki: Capability Description / API: Endpoints and Documentation](#)

[+ Create](#) [Remove](#)

Configuration Name	Use for single Check	Configuration ID
<input checked="" type="radio"/> Test Onur	<input checked="" type="radio"/>	61f737c8ede8861924ebde66
<input type="radio"/> GeoCode	<input type="radio"/>	629672024baadc7b6183a23b

Previous Page 1 of 1 5 rows Next

The User can select, which of the configurations should be used for the "single check".

Details of Test Onur configuration [Save Changes](#)

Name: Test Onur Configuration id: 61f737c8ede8861924ebde66 Created at: Jan 31st 2022, 2:13 am Created by: onurinc Modified at: Jul 26th 2022, 10:17 pm

Business Partner Lookup Settings

Data Sources: Select... Data Mirror Sources: Select... MatchingThreshold: 0,7 Max candidates vol: 3

Features On: Matching Score Calculation, Curate Request, Activate Datasource Storages, Activate Datasource Geoplaces, Activate Datasource Zefix, Activate Datasource Nibr, Activate Datasource Cds Pool, Show Debug Info, Show Formatted Address

Same extension like in the "BP-Curation Configuraiton". The user can also adjust the Data Sources by Country.

Country Specific (Lookup Settings)

Applies to country: Select country Show configuration for: N/A [Clear Settings For ALL Countries](#)

Please select country to see more details

Active use in

Capability	Name	Owner	Action
API Key	MDG Productive	Michał Kiciński	Change
API Key	QA-Test	Jon Doe	Change

Previous Page 1 of 1 5 rows Next

The User can also see, in which configuration this particular configuration is in use to avoid incidents. By clicking "change" a Pop-Up will appear, where the user can change the configuration for the selected Capability.



Single Check

Mass Check

Business Partner Lookup Configuratio

Configuration Name Use for s

Test Onur

GeoCode

Previous

Details of Test Onur configuration

Name: Test Onur Configuration ID: 61737c8ede8861924ebd

Business Partner Lookup Settings

Data Sources: Select... Data Mirror Sources: Select...

Features On: Matching Score Calculation, Curate Request, Activate Datasource Storages, Activate Datasource Geographies, Activate Datasource Zefix, Activate Datasource Hbr, Activate Datasource Cds Pool, Show Debug Info, Show Formatted Address

Features Off: Select...

Country Specific (Lookup Settings)

Applies to country: Select country Show configuration for: N/A

Details of selected API Key "onurskey"

General

Name	ID
onurskey	62c6cba9f3801724dafd97d3

Current Configurations

Configurations are not defined for this API Key

Name of API Key

onurskey

Configurations

Data Validation Configuration

Mein erstes Mal  

Data Curation Configuration

Onurs PreCuration  

Lookup Configuration

Test Onur  

Cancel

 Save changes

 Remove

Configuration ID

ede8861924ebde66

4baadc7b6183a23b

Action

Change

Change

Next



- Single Check
- Mass Check
- Lookup Configuration
- Curation Configuration**
- Validation Configuration

Business Partner Curation Configurator [Wiki: Capability Description / API: Endpoints and Documentation](#)

+ Create Remove

Configuration Name	Use for single Check	Configuration ID
<input checked="" type="radio"/> Onurs PreCuration	<input checked="" type="radio"/>	61f737c8ede8861924ebde66
<input type="radio"/> GeoCode	<input type="radio"/>	629672024baadc7b6183a23b

Previous Page 1 of 1 5 rows Next

Details of "Onurs PreCuration" configuration

Save Changes

Name: Onurs PreCuration | Created by user: onurdinc | Created at: Jul 26th 2022, 10:19 pm | Last modified at: Jul 26th 2022, 10:21 pm | Configuration ID: 62e04c5dfcb46d48b7c5fffb

Global Data Curation Settings

Clear Global Settings

Curation Profile: PRECURATION x |
 Output language: Not Set |
 Curation Level: Not Set |
 Output CharSet Parameter: UTF-8 x

Data Sources: Select... | Data Mirror Sources: Select...

Primary Address Data Source: + Add new |
 Secondary Address Data Sources: + Add new

Features ON: ENRICH_GEOGRAPHIC_COORDINATES x |
 Features OFF: Select... |
 Show SAP formatted record:

Country Specific Data Curation Settings

Clear Settings For ALL Countries

Applies to country: Select country |
 Show configuration for: N/A

The User can also select the most favored BP-Curation relevant Data Sources also by country.

Please select country to see more details

Active use in

Capability	Name	Owner	Action
API Key	MDG Productive	Michał Kiciński	Change
Update Monitoring	Data Clinic	Jon Doe	Change

Previous Page 1 of 1 5 rows Next



Single Check Mass Check Lookup Configuration Curation Configuration **Validation Configuration**

Business Partner Curation Configurator [Wiki: Capability Description / API: Endpoints and Documentation](#)

[+ Create](#) [Remove](#)

Configuration Name	Use for single Check	Configuration ID
<input checked="" type="radio"/> Mein erstes Mal	<input checked="" type="radio"/>	61f737c8ede8861924ebde66
<input type="radio"/> EU-VAT Qualification	<input type="radio"/>	629672024baadc7b6183a23b

Previous Page 1 of 1 5 rows Next

Details of "Mein erstes Mal" configuration [Save Changes](#)

Name: Mein erstes Mal Created by user: onurindc Created at: Jan 31st 2022, 2:12 am Last modified at: Jul 22nd 2022, 8:23 am Configuration ID: 61f7377994cb060fe925bfb

Data Validation Settings

Validation Profile: Standard






Rule statuses: RELEASED x HYPERCARE x

[Show Advanced Settings](#)

Data Quality Rules

Filter rules by country: Select countries...

Filter rules by statuses: Select rule with statuses...

Name	CDQ Default Criticality	Rule Status	Custom Criticality	Is Rule Excluded?
 Business partner name m...	Error	Released	Not Set	<input type="checkbox"/>
 Care of...	Error	Released	Not Set	<input type="checkbox"/>
 Checkdigit of state tax nu...	Info	Released	Not Set	<input type="checkbox"/>
 Checkdigit of state tax nu...	Info	Released	Not Set	<input type="checkbox"/>
 Checkdigit of state tax number (Brasil - Amapa (AP))	Info	Hypercare	Not Set	<input type="checkbox"/>

Previous Page 1 of 362 5 rows Next

A search field will help, to find relevant DQ-rules and adjust them

Instead of a Radio-Button with a "Info-Icon" the User can get more details about this particular DQ-Rule

Active use in

Capability	Name	Owner	Action
API Key	MDG Productive	Michał Kiciński	Change
Update Monitoring	Data Clinic	Jon Doe	Change

Previous Page 1 of 1 5 rows Next





Single Check Mass Check Lookup Configuration Curation Configuration **Validation Configuration**


Business Partner Curation Configurator [Wiki: Capability Description / API: Endpoints and Documentation](#)

+ Create Remove











Configuration Name	Use for single Check	Configuration ID
Mein erstes Mal	<input type="checkbox"/>	61f737c8ede8861924ebde66

Business Rule Details

Name Business partner name missing (Name LOCAL) 	Categories Name missing 	CDQ Default Criticality Error
Rule Status Released	Rule Type Data quality rule	
Violation Message No company name provided!		
Rule description It is necessary that each business partner has at least one name. With respect to the CDL data model it is at least required that a [[Business partner/name name]] of type LOCAL or INTERNATIONAL is present		

CDQ Default Criticality	Rule Status	Custom Criticality	is Rule Excluded?
Error	Released	Not Set 	

In this Detail-Pop-Up the User can get more details about the DQ-Rule and can also do the adjustments in this Pop-Up.

 Business partner name missing (Name LOCAL)	Error	Released	Not Set 
 Care of information misplaced (business partner name)	Error	Released	Not Set 
 Checkdigit of state tax number (Brasil - Acre (AC))	Info	Released	Not Set 
 Checkdigit of state tax number (Brasil - Alagoas (AL))	Info	Released	Not Set 
 Checkdigit of state tax number (Brasil - Amapa (AP))	Info	Hypercare	Not Set 

Page 1 of 342 5 rows 